


Yanmar type 6LY3-STP



Configuration	24 valve, 4-stroke, vertical, water cooled diesel engine
Maximum output at crankshaft	* 324 kW (440 mhp) / 3300 rpm
Continuous rating output at crankshaft	295 kW (401 mhp) / 3198 rpm
Displacement	5.813 L (354 cu in)
Bore x stroke	106 mm x 110 mm (4.17 in x 4.33 in)
Cylinders	6 in line, 24 Valve
Combustion system	Direct injection
Aspiration	Turbocharged with seawater cooled intercooler
Starting system	Electrical starting 12V - 3kW
Alternator	12V - 80A
Cooling system	Fresh water cooling by centrifugal fresh water pump and rubber impeller seawater pump
Lubrication system	Enclosed, forced lubricating system
Direction of rotation (crankshaft)	Counter clockwise viewed from flywheel side
Dry weight without gear	640 kg (1411 lbs)
Environmental	EU RCD, BSO II, EMC & EPA/IMO
Engine mounting	Rubber type flexible mounts

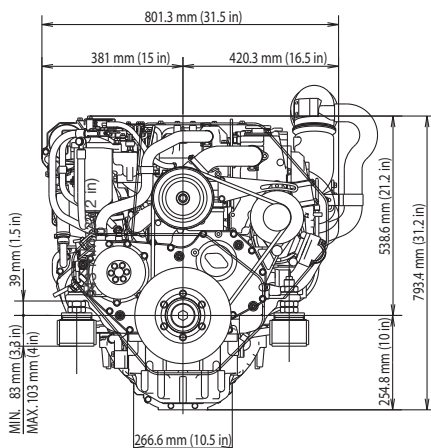
NOTE: Fuel condition: Density at 15°C = 0.86 g/cm³; 1kW = 1.3596 mhp = 1.3410 HP

* Fuel temperature 40°C at the inlet of the fuel injection pump (ISO 8665)

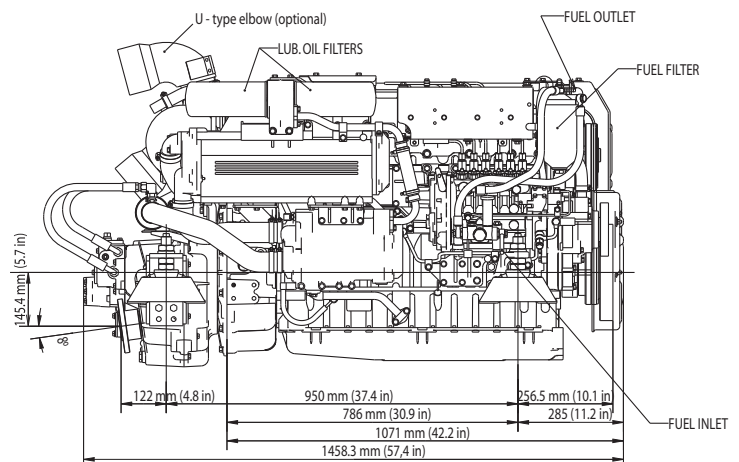
Technical data is according to ISO 8665 / 304

Dimensions (For detailed line-drawings, please refer to our web-site: www.yanmarmarine.com or contact your supplier)

Front view

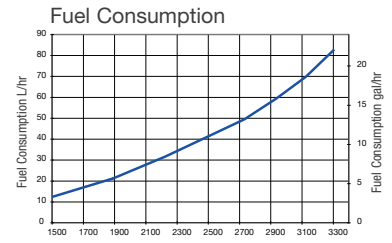
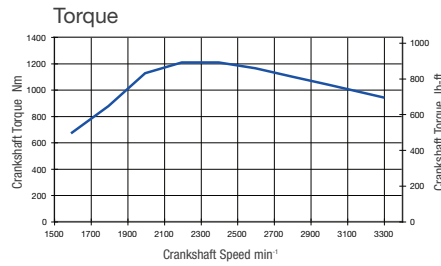
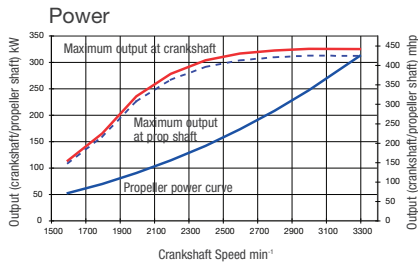


Right side view



6LY3-STP with Yanmar KMH61A marine gear

Performance Curves (Output is according ISO 8665)



Marine gear (example) **

Model	KM H61A			KM H61V			
Type	Hydraulically actuated multi-disc clutch			Hydraulically actuated multi-disc clutch			
Dry weight	78 kg (172 lbs)			83,9 kg (185 lbs)			
Reduction ratio (fwd/asn)	1.55/1.55	2.04/2.04	2.43/2.43	1.24/1.24	1.49/1.49	1.98/1.98	2.43/2.43
Propeller speed (fwd/asn)	2129/2129	1618/1618	1358/1358	2661/2661	2215/2215	1666/1666	1358/1358
Direction of rotation (propeller shaft - fwd)	Clockwise & counter clockwise viewed from flywheel side			Clockwise & counter clockwise viewed from flywheel side			
Dry weight engine with gear	718 kg (1583 lbs)			723,9 (1596 lbs)			

** Other marine gearboxes and configurations available upon request. Contact your local supplier for more information.

Instrument Panels

Various Control heads



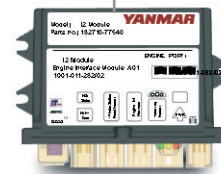
Multi function LCD display



CAN Bus system

Multi function LCD display:

- engine information
- maintenance information
- diagnosis messages



Engine ECU Interface

Engine Accessories

Standard Engine Package

- Standard Engine Package
- Exhaust mixing elbow (L-type)
- Air heater

Optional Engine Package

- Fuel/Water separator
- High riser mixing elbow, U-type (instead of L-elbow)
- Lub oil evacuation pump
- Remote oil filter opposite side
- Air vent for coolant tank
- Flexible mounts

Electronic Control System

Standard Electronic Control System

- CANBUS-NMEA 2000 electronic control system
- Ignition panel with rocker switches
- Multi-function LCD display
- Electronic control head

Optional Electronic Control system

- Second station kit for Flybridge
- Ignition panel with Keyswitch
- Extension wire harnesses
- Various control heads
- Trolling mode kit

Texts and illustrations are not binding. Yanmar Marine reserves the right to introduce adaptations without prior notification.

Version: 2009-09